

Nurkadri

by Arisman Arisman

Submission date: 16-Jan-2023 08:37AM (UTC-0500)

Submission ID: 1992304728

File name: 10412-21773-2-ED_Nurkadri.doc (668K)

Word count: 3355

Character count: 18785

LEVEL OF KNOWLEDGE SPORTS COACHING EDUCATION STUDENTS RELATED TO SCIENTIFIC JOURNAL ARTICLES

Nurkadri¹, Novita², Hendro Septiadi Sihombing³, Ingrid Margaretha Sitorus⁴, Mangasi Malatua⁵
Universitas Negeri Medan^{1,2,3,4,5}
nurkadri@unimed.ac.id

Abstract

The development of the educational model in Indonesia is students as active ¹⁸entists, in this case the students of Medan State University, one of whom is a student of the Sports Coaching Education Study Program, Faculty of Sports Science, whose one of his duties is Critical Journal Review. Based on the above, the researcher aims to find out how the students' understanding of the UNIMED FIK Sports Coaching Education Study Program is related to writing scientific articles that are journalized. In this study, the descriptive quantitative research method became a research method to describe how far students' understanding of the UNIMED FIK Sports Coaching Education Study Program is related to writing scientific articles that will be published in scientific journals. The population in ²is study were students of the FIK UNIMED Sports Coaching Education Study Program. The sample in this study was ¹¹ FIK UNIMED Sports Coaching Education students class of 2015 - 2022, namely 912 students who were actively studying. The conclusions from this study are: 1. Most ² of the Sports Coaching Education students, more than 50% of the students already know about scientific journal articles and get material related to scientific journal articles in lectures, but more than 50% of the respondents do not know the steps of writing the scientific journal. 2. More than 50% of respondents have never written scientific journal articles to be journalized and more than 50% of respondents who are interested in writing scientific journal articles, survey results of respondents stated through the survey that scientific journal articles are very important. 3. On average, Sports Coaching Education students never publish scientific journal articles and around 80% of students are also interested in further writing scientific journal articles that will be journalized to publish theses that students will make journals for.


Keywords: Education; Scientific; Journal Article; Survey

Submitted : 31th of December 2022

Accepted : 13th of January 2023

Published : 16th of January 2023

Correspondence author: Ingrid Margaretha Sitorus, Universitas Negeri Medan, ³Indonesia. E-Mail: ingridmargaretha22@gmail.com

DOI <http://dx.doi.org/10.31851/hon.v6i1.10412> 



Jurnal Laman Olahraga Nusantara licensed under a Creative Commons Attribution-ShareAlike 4.0 International License

INTRODUCTION

As student to be level education highest demanded for could advance education through a works written by one of them is article journal scientific where is known that desire than student very minimal in matter publish a creation

through writing, because student only want accept results from he wrote or his duties with easy just ie like only imitate results from past work of others moved Becomes creation he wrote alone. It is also not regardless on students of Medan State University, especially the Training Education Study Program sport. The development of a student education model in Indonesia as one scientist active, deep matter this one of them is a student at Medan State University is students of the Training Education Study Program Sport Faculty Knowledge One sport his job is Critical Journal Review where student must do critics related relevant journals with eye college. Based on matter on researcher wish for knowing how understanding students of the Training Education Study Program Sports FIK Unimed related writing article Journalized science.

METHOD

In this study, the descriptive quantitative research method became a research method to describe how far students' understanding of Sports Coaching Education Study Program, Faculty of Sports Science, Medan State University related to writing scientific articles that will be published in scientific journals. This study uses the Guttman Scale method by using a survey with a questionnaire form which is distributed via the Google form <https://forms.gle/KBG97dPdBSog921f9> link. This survey contains instrument questions related to the extent to which UNIMED FIK Sports Coaching Education students' understanding is related to scientific journal articles.

Subject Study

In study this the subject is Coaching Education students Sport Faculty Knowledge Medan State University sports status student active force 2015 to _ with 2022 that is 912 students are actively studying .

Procedure Study

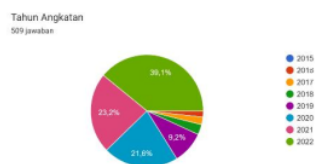
On research this respondent receive links from researcher to be filled the survey based on that link. In survey the there are also Steps in charging survey the After fill in survey the researcher could look results from answers respondent



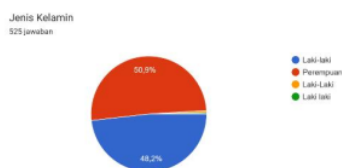
related the questions contained in the survey. After that researcher get results from survey that is attached in diagrams, and excel.

RESULT AND DISCUSSION

Research Results



In the circle diagram 1, it can be seen in the figure that the year of filling in the journal filling instrument is 2015-2022. In this diagram 509 respondents participate. 39.1%, namely 199 respondents in 2022 (light green), 23.2%, 188 respondents in 2021 (pink), 21.6%, 110 respondents in 2020 (blue), 9.2 %, namely 47 respondents in 2019 (purple), 2.9%, namely 15 respondents in 2018 (dark green), 2.2%, 11 respondents in 2017 (yellow), and 1.8%, namely 9 respondents 2016 (red color).

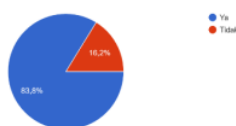


In circle 2 diagram, 252 respondents participated, this survey showed that 50.9%, namely 267 female respondents who filled out the journal writing instrument survey (red and yellow), and 49.1%, namely 258 male respondents who filled out the journal writing instrument survey (blue, green and purple).



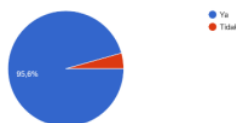
In circle diagram 3 there are 525 participating respondents, as many as 82.1% namely 431 respondents who answered Yes and 17.9% namely 94 respondents who answered no to the first question related "Do you know about the articles that were journalized?". In this question, many respondents know about journalized articles. From this diagram, there are more students who know about the journalized articles.

Apakah selama perkuliahan ada materi tentang artikel jurnal ilmiah ?
525 jawaban



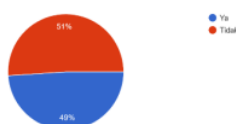
In circle diagram 4 there are 525 participants, as many as 83.8%, namely 440 respondents, stated that during lectures they received material about receiving material about scientific journal articles, while as many as 16.2%, namely 85 respondents, did not receive material related to scientific journal articles. In this case, more respondents get material from scientific journal articles.

Apakah menurut kamu artikel jurnal ilmiah itu penting ?
525 jawaban



In circle diagram 5 there are 525 participants, as many as 95.6% namely 502 respondents stated that scientific journals were important and 4.4% namely as many as 23 respondents stated that scientific journals were not important. From the diagram above it is known that more respondents stated that scientific journal articles were important.

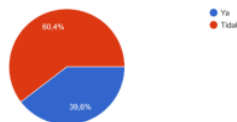
Apakah kamu mengetahui Langkah-langkah penulisan artikel jurnal ilmiah yang akan diujulkan ?
525 jawaban





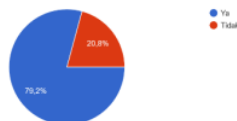
In circle diagram 6 there are 525 participants, it can be seen that as many as 49%, namely 257 respondents, stated that they knew the steps for writing scientific journal articles to be journalized, and as many as 51%, namely 268 respondents, stated that they did not know the steps for writing scientific journal articles to be journalized. although at the beginning it was known that some respondents knew about scientific journal articles and had received material about scientific journals during lectures (see circle diagrams 3 and 4).

Pernahkah kamu menulis artikel jurnal ilmiah yang dijournalkan ?
525 jawaban



In circle diagram 7 there are 525 participant respondents, 39.6% of respondents who answered that they had written scientific journal articles that were journalized, namely 208 respondents and as many as 60.4%, namely 317 respondents, stated that they had never written scientific journal articles that were journalized. From the diagram it is known that there are more respondents who have never written scientific articles that are journalized.

Apakah kamu tertarik untuk menulis artikel jurnal ilmiah ?
525 jawaban



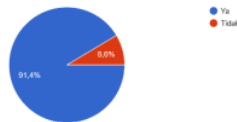
In circle diagram 8 there are 525 respondents, as many as 79.2% namely 416 respondents stated that they were interested in writing scientific journal articles while 20.8% namely 109 respondents were not interested in writing scientific journal articles.

Apakah kamu pernah menerbitkan artikel jurnal ilmiah ?
525 jawaban



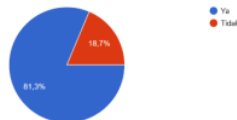
In circle diagram 9 there are 525 respondents, as many as 70.1% namely 368 respondents have never published scientific journal articles and as many as 29.9% 157 respondents stated that they had published scientific journal articles. It can be seen from the diagram above that more students have never published scientific journal articles.

Apakah menurut kamu menerbitkan sebuah artikel jurnal ilmiah itu penting ?
525 jawaban



In pie chart 10, 525 respondents participated, 91.4% of respondents who stated that publishing a scientific journal article was important, namely 480 respondents and as many as 8.6%, namely 45 other respondents, stated that publishing a scientific journal article was not important.

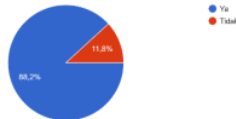
Apakah kamu tertarik untuk menerbitkan artikel jurnal ilmiah ?
525 jawaban



In pie chart 11 there are 525 respondents, 81.3% namely 427 respondents stated that they are interested in publishing scientific journal articles and 18.7% namely 98 other respondents are not interested in publishing scientific journal articles.



Apakah kamu setuju jika skripsi yang kamu akan buat untuk di jurnalikan ?
525 jawaban



In circle diagram 12 there are 525 respondents, the number of respondents who agreed if the thesis to be made would be journalized was as much as 88.2%, namely 463 respondents and as many as 11.6%, namely 62 respondents, said they did not agree if the thesis to be made would be journalized.

Discussion

In a study using research instruments must be valid. Valid instrument means tool measure used for get the data is valid. Valid means the instrument could used for measure what should measured (Sugiyono . 2012) (Suharno 1985, 2017) . And variable instruments is an instrument when used several times for measure the same object, then will generate the same data. On research this researcher using the attitude instrument the answer no there is the " Yes or No ". For test data validity can with method expert opinion (*judgment experts*). In matter this after the instrument is constructed about aspects that will be measured with based theory certain, then next consulted with expert. After the instrument gets agreement from justification, then the instrument is tested to individual who has characteristic features not enough more same with sample to be researched, however individual the no are in 1 place or same group with population / sample to be researched.

Reliability

Reliability is indicator level reliability or trust to something results measurement. Something measurement called reliable or have reliability if consistent give same answer.

Statistical Test

Table 1. statistical analysis

		Statistics						
		X.1	X.2	X.3	X.4	X.5	X.6	X.7
N	Valid	154	154	154	154	154	154	154
	missing	0	0	0	0	0	0	0
	Means	.88	.84	.95	.65	.51	.79	.51
	std. Error of Means	.027	.030	.017	.039	.040	.033	.040
	Median	1.00	1.00	1.00	1.00	1.00	1.00	1.00
	Mode	1	1	1	1	1	1	1
	std. Deviation	.330	.370	.209	.479	.501	.412	.502
	Variances	.109	.137	.044	.229	.251	.169	.252
	Range	1	1	1	1	1	1	1
	Minimum	0	0	0	0	0	0	0
	Maximum	1	1	1	1	1	1	1
	sum	135	129	147	100	79	121	78

Table 2. statistical analysis

		Statistics		
		X.8	X.9	X.10
N	Valid	154	154	154
	missing	0	0	0
	Means	.88	.75	.81
	std. Error of Means	.026	.035	.032
	Median	1.00	1.00	1.00
	Mode	1	1	1
	std. Deviation	.322	.436	.392
	Variances	.104	.190	.154
	Range	1	1	1
	Minimum	0	0	0
	Maximum	1	1	1
	sum	136	115	125

Table 3. data analysis X.1

frequency	percent	Valid Percent	Cumulative
-----------	---------	---------------	------------



					Percent
Valid	No	19	12.3	12.3	12.3
	Yes	135	87.7	87.7	100.0
	Total	154	100.0	100.0	

Interest student to knowing about journalized articles with YES indicator . In this YES indicator There are 154 statements consisting out of 135 of them is YES statements and 19 NO statements . Total score for pleasure student is by 154 with percentage 100 %.

Table 4. data analysis X.2

		frequency	percent	Valid Percent	Cumulative Percent
Valid	No	25	16.2	16.2	16.2
	Yes	129	83.8	83.8	100.0
	Total	154	100.0	100.0	

Interest student to knowing material about article journal scientific with YES indicator . In this YES indicator There are 154 statements consisting out of 129 of them is YES statements and 25 NO statements . Total score for pleasure student is by 154 with percentage 100 %.

Table 5. data analysis X.3

		frequency	percent	Valid Percent	Cumulative Percent
Valid	No	7	4.5	4.5	4.5
	Yes	147	95.5	95.5	100.0
	Total	154	100.0	100.0	

Interest student to knowing article journal scientific that urgent with YES indicator . In this YES indicator There are 154 statements consisting out of 147 of them is YES statements and 7 NO statements . Total score for pleasure student is by 154 with percentage 100 %.

Table 6. data analysis X.4

		frequency	percent	Valid Percent	Cumulative Percent
Valid	No	54	35.1	35.1	35.1
	Yes	100	64.9	64.9	100.0
	Total	154	100.0	100.0	

Interest student to knowing Steps writing article journal scientific will journalized with YES indicator. In this YES indicator There are 154 statements consisting out of 100 of them is YES statements and 54 NO statements . Total score for pleasure student is by 154 with percentage 100 %.

Table 7. data analysis X.5

		frequency	percent	Valid Percent	Cumulative Percent
Valid	No	75	48.7	48.7	48.7
	Yes	79	51.3	51.3	100.0
	Total	154	100.0	100.0	

Interest student to knowing write article journal journalized science _ with YES indicator . In this YES indicator There are 154 statements consisting of 79 of them is YES statements and 75 NO statements . Total score for need student is by 154 with percentage 100 %.

Table 8. data analysis X.6

		frequency	percent	Valid Percent	Cumulative Percent
Valid	No	33	21.4	21.4	21.4
	Yes	121	78.6	78.6	100.0
	Total	154	100.0	100.0	

Interest student to write article journal scientific with YES indicator . In this YES indicator There are 154 statements consisting of 121 of them is YES statements and 33 NO statements . Total score for need student is by 154 with percentage 100 %.

Table 9. data analysis X.7

		frequency	percent	Valid Percent	Cumulative Percent
Valid	No	76	49.4	49.4	49.4
	Yes	78	50.6	50.6	100.0
	Total	154	100.0	100.0	

Interest student to publish article journal scientific with YES indicator . In this YES indicator There are 154 statements consisting of 78 of them is YES statements and 76 NO statements . Total score for need student is by 154 with percentage 100 %.



Table 10. data analysis X.8

		frequency	percent	Valid Percent	Cumulative Percent
Valid	No	18	11.7	11.7	11.7
	Yes	136	88.3	88.3	100.0
	Total	154	100.0	100.0	

Interest student to knowing publish a article journal scientific that urgent with YES indicator . In this YES indicator There are 154 statements consisting out of 136 of them is YES statements and 18 NO statements . Total score for need student is by 154 with percentage 100 %.

Table 11. data analysis X.9

		frequency	percent	Valid Percent	Cumulative Percent
Valid	No	39	25.3	25.3	25.3
	Yes	115	74.7	74.7	100.0
	Total	154	100.0	100.0	

Interest student to interested for publish article journal scientific with YES indicator . In this YES indicator There are 154 statements consisting of 115 of them is YES statements and 39 NO statements. Total score for need student is by 154 with percentage 100 %.

Table 12. data analysis X. 10

		frequency	percent	Valid Percent	Cumulative Percent
Valid	No	29	18.8	18.8	18.8
	Yes	125	81.2	81.2	100.0
	Total	154	100.0	100.0	

Interest student to if your script will for for journalized with YES indicator. In this YES indicator There are 154 statements consisting out of 125 of them is YES statements and 29 NO statements. Total score for need student is by 154 with percentage 100 %. So, from results analysis of the data so could seen that every indicator enter in criteria high value so that could concluded that students' ability to write a scientific paper where scientific journal articles are often said to be one of the works is still very, very low. Besides that, students also lack experience, understanding of scientific journal articles.



3 CONCLUSION

Based on the explanation of the research regarding the Survey of Scientific Journal Writing Results and based on the results of a survey that was conducted on Sports Coaching Education students, Faculty of Sports Science, Medan State University, it can be concluded as follows:

1. Most of the Sports Coaching Education students, more than 50% of the students already know about scientific journal articles and got material for scientific journal articles in lectures, but more than 50% of the respondents did not know the steps of writing the scientific journal.
2. More than 50% of respondents have never written scientific journal articles to be journalized and more than 50% of respondents who are interested in writing scientific journal articles, survey results of respondents stated through the survey that scientific journal articles are very important.
3. On average, Sports Coaching Education students have never published scientific journal articles and around 80% of students are also interested in further writing scientific journal articles that will be journalized to publish theses that students will make journalized.

REFERENCES

- Akbar, R. F. (2018). Studi Analisis Perilaku (Analisis Faktor-faktor Komitmen Organisasional dan Pengaruhnya terhadap Kinerja Guru Madrasah Swasta di Jawa Tengah. *Skripsi*, 121–180.
- Assagaf, F. (2017). *Peningkatan Prestasi Belajar Terhadap Keragaman Suku Bangsa Melalui Pembelajaran Tematik Terintegrasi Berbantuan Lks Non Eksperimen Pada Siswa Kelas V Sd Negeri 15 Kota Ternate Tahun 2017 Pendahuluan Pendidikan karakter secara imperatif tertuang dalam Und*. 8(2), 22–30.
- Arifin, Z. (2011). *Penelitian Pendidikan*. 10(2), 978–979.
- Anufia, T. A. dan B. (2019). Resume: instrumen Pengumpulan Data. *News.Ge*, <https://news.ge/anakliis-porti-aris-qveynis-momava>.
- Darmalaksana, W. (2021a). KELAS MENULIS: Penguatan Kapasitas Mahasiswa dalam Penulisan Artikel Ilmiah Wahyudin. *Pre-Print Kelas Menulis UIN Sunan Gunung Djati Bandung 2021*, 1–20.
- Darmalaksana, W. (2021b). Pelatihan Penulisan Artikel untuk Keberhasilan Mahasiswa dalam Publikasi Ilmiah Wahyudin. *Pre-Print Kelas Menulis UIN Sunan Gunung*



- Djati Bandung, 2021, 2012, 1–8.*
- ISO, Alvarez, J. A., Gutiérrez-Solana, F., Science, M. M. O. F., Academy, U., Materialiv, F. M., Andreikiv, A. E., Gembara, O. V., Araújo, B. A., Palma, J. A., Vilar, E. O., Silva, A. A., Asahi, H., Ueno, M., Yonezawa, T., Adler, T. A., Aylor, D., Bray, A., States, U., ... White, R. E. (2010). IDENTITAS Judul. *Materials Science and Engineering A*, 16(6), 1–19. <http://dx.doi.org/10.1016/j.engfailanal.2008.01.004><http://dx.doi.org/10.1016/j.engfracmech.2008.11.011><http://dx.doi.org/10.1016/j.corsci.2009.12.020><http://dx.doi.org/10.1016/j.corsci.2009.11.044><http://dx.doi.org/10.1016/j.biotechadv.2010.07.00>
- Kurniadi, F. (2017). Penulisan Karya Tulis Ilmiah Mahasiswa Dengan Media Aplikasi Pengolah Kata. *AKSIS: Jurnal Pendidikan Bahasa Dan Sastra Indonesia*, 1(2), 267–277. <https://doi.org/10.21009/aksis.010208>
- Maulida, N., Anra, H., & Pratiwi, H. S. (2018). Aplikasi Pembelajaran Interaktif Pengenalan Hewan pada Anak Usia Dini. *Jurnal Sistem Dan Teknologi Informasi (JustIN)*, 6(1), 26. <https://doi.org/10.26418/justin.v6i1.23726>
- M. Makbul. (2021). *METODE PENGUMPULAN DATA DAN INSTRUMEN {PENELITIAN Makalah.*
- Nainggolan, J., Pardede, S., & Butar-butur, I. (2020). Survei Kendala Dosen Fakultas Keguruan Dan Ilmu Pendidikan Universitas Hkbp Nommensen Dalam Pelaksanaan Perkuliahan Online. *Jurnal Suluh Pendidikan*, 8(2), 1–8. <https://doi.org/10.36655/jsp.v8i2.269>
- Nurgiansah, T. H. (2020). Pelatihan Penulisan Artikel Ilmiah Bagi Mahasiswa PPKn Universitas PGRI Yogyakarta. *Jurnal Nasional Pengabdian Masyarakat*, 1(1), 16–23. <https://doi.org/10.47747/pengabdiankepadamasyarakat.v1i1.114>
- Nasrudin, J. (2019). *Metodologi Penelitian Pendidikan: buku ajar praktis cara membuat penelitian.*
- Qomaria, L. N. dan. (2017). *METODE PENELITIAN SURVEY.* 1–14.
- Sri. (2015). *Tugas Resume Atas Nama Sri.*
- Sugiyono, 2019. (2009). *Prof_dr_sugiyono_metode_penelitian_kuant.pdf.*
- Suharno 1985. (2017). *Suharno. H. P. 2000. Dasar-dasar Permainan Bola Voli. Yogyakarta: FPOK IKIP Yogyakarta. Sumadi. 01(09).*
- Suprobo, F. P., Suteja, D., & S, A. S. D. (2013). *Desain Sistem Informasi Aplikasi Kuisisioner Dengan Skala Guttman Atas Pengembangan Model Audit Pertanggungjawaban Sosial Berbasis Human- Centered Design Laba -. November,* 265–270.
- Syamsurizal*, E. dan D. M. (2017). Pengembangan Lembar Kerja Peserta Didik(Lkpd) Non Eksperimen Untuk Materikesetimbangan Kimia Kelas Xi Ipsilon N 8 Muaro Jambi. *JPFT (Jurnal Pendidikan Fisika Tadulako Online)*, 6(1), 35–42.
- Suranto, Muhammad musrofi & agung, W. (2017). Analisis Kepuasan Konsumen dengan Skala Guttman. *Ilmiah Teknik Industri*, 03(2), 36–47.



<https://doi.org/article/6bb6a59bdc2641278014542dca86fb09>

UNEJ. (2020). *Pedoman Penulisan Karya Ilmiah Mahasiswa*.

View of Penerapan Skala Likert dan Skala Dikotomi Pada Kuesioner Online.pdf. (n.d.).

Wahyuni, A., Aulina, C. N., Novita, D., Nastiti, D., Effy Wardati Maryam, S.Psi., M.Si. Mohammad Faizal Amir, M.Pd Fika Megawati, M. P., Fitria Eka Wulandari, M.Pd Fitria Nur Hasanah, M.Pd Fitria Wulandari, M. P., Ghozali Rusyid Affandi, S.Psi., M.A. Luluk Iffatur Rochmah, M. P., Mahardhika Darmawan Kusuma Wardana, M.Pd Noly Shofiyah, M. S., Rahmania Sri Untari, M.Pd Rifki Afandi, M. P., Dr. Septi Budi Sarika, M.Pd Tri Linggowati, M. P., & Widyastuti, M.Psi., Psikolog Yuli Astutik, M. P. (2019). *Pedoman Skripsi: Fakultas Psikologi dan Ilmu Pendidikan. Paper Knowledge . Toward a Media History of Documents*, 7(1), 1–33. https://www.bertelsmann-stiftung.de/fileadmin/files/BSt/Publikationen/GrauePublikationen/MT_Globalization_Report_2018.pdfhttp://eprints.lse.ac.uk/43447/1/India_globalisation%2C_society_and_inequalities%28Isero%29.pdf<https://www.quora.com/What-is-the>

Wasmana. (2011). *Penulisan Karya Ilmiah. Stkip Siliwangi Bandung*, 1–47. file:///G:/PAIP4/MODUL-PENULISAN-KARYA-TULIS-ILMIAH.pdf

Wicaksana, A. (2016). *METODOLOGI PENELITIAN 3.1*. <https://Medium.Com/>, 3–7. <https://medium.com/@arifwicaksanaa/pengertian-use-case-a7e576e1b6bf>.

Zulfadhi, M. (n.d.). *View of Pengetahuan tentang Karya Tulis Ilmiah bagi Mahasiswa Baru.pdf*.

Zellatifanny, C. M., & Mudjiyanto, B. (2018). The type of descriptive research in communication study. *Jurnal Diakom*, 1(2), 83–90

Nurkadri

ORIGINALITY REPORT

15%

SIMILARITY INDEX

13%

INTERNET SOURCES

4%

PUBLICATIONS

5%

STUDENT PAPERS

PRIMARY SOURCES

1	dione.lib.unipi.gr Internet Source	2%
2	jurnal.unsur.ac.id Internet Source	1%
3	jurnal.univpgri-palembang.ac.id Internet Source	1%
4	www.zevenaar.nl Internet Source	1%
5	repository.unej.ac.id Internet Source	1%
6	text-id.123dok.com Internet Source	1%
7	tohoku.repo.nii.ac.jp Internet Source	1%
8	www.parcs.at Internet Source	1%
9	digilibadmin.unismuh.ac.id Internet Source	1%

10	eprints.unpak.ac.id Internet Source	1 %
11	Novita Novita, Nurkadri Nurkadri, Harly Nugraha, Bernad Simanjuntak. "Analysis Knowledge of PJKR Student Scientific Journal Articles", Jurnal Maenpo : Jurnal Pendidikan Jasmani Kesehatan dan Rekreasi, 2022 Publication	1 %
12	core.ac.uk Internet Source	1 %
13	Submitted to Universitas Negeri Jakarta Student Paper	1 %
14	Submitted to Management & Science University Student Paper	<1 %
15	www.ijsr.net Internet Source	<1 %
16	Submitted to Universitas Pendidikan Indonesia Student Paper	<1 %
17	digilib.unimed.ac.id Internet Source	<1 %
18	ojs.unm.ac.id Internet Source	<1 %
19	journal.unismuh.ac.id Internet Source	<1 %

<1 %

20

journal.pancabudi.ac.id

Internet Source

<1 %

21

jurnal.poltekkes-soepraoen.ac.id

Internet Source

<1 %

22

ejournal.iain-tulungagung.ac.id

Internet Source

Exclude quotes Off

Exclude matches Off

Exclude bibliography On